



LITHOS

MONOLITHIC VIDEO ENTRY PANEL

Lithos is the colour video entry panel created for the X1 two-wires system. Compact and slim (30mm thick on the wall), it is perfect for any environment, thanks to the design with soft lines and the elegant finish in brushed stainless steel.

Lithos, which can either be wall-mounted or recessed and equipped with single or double buttons according to the type of system, has an intercom function without extra devices and can be used to create systems designed to handle up to 4 lines.

MODELS



Video version



Audio version

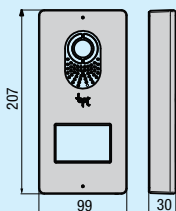


2 wires

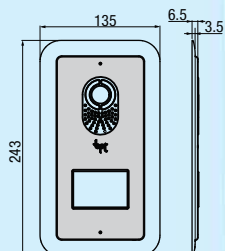
TECHNICAL CHARACTERISTICS



Wall-mounted



Recessed



Dimensions

(WxHxD) 99x207x30 mm wall-mounted
(WxHxD) 135x243x6.5* mm recessed



* Embedding box: depth 54.5 mm; protrusion from wall: 3.5 mm

Plus

Installation

The new Lithos entry panel can either be wall-mounted or recessed, offering maximum adaptability to any type of setting and minimum protrusion. Thanks to the special embedding box, Lithos is only 6.5 mm thick, and its soft, curved lines transform it into a discreet but elegant decorative item.



Unmatched video quality


With its ultra-modern sensors and built-in digital image-processing algorithms, Lithos guarantees superlative video quality in any ambient conditions, day or night.

The sophisticated light guide system, developed jointly with the Plast Optica Research Centre (a division of FIAT's research centre), guarantees perfect night-time illumination. The latest digital sensors, together with sophisticated image-processing algorithms, guarantee superlative video quality in any ambient conditions.



Finishes

With its soft lines and finishes in brushed stainless steel, Lithos is a truly elegant and refined entry panel.



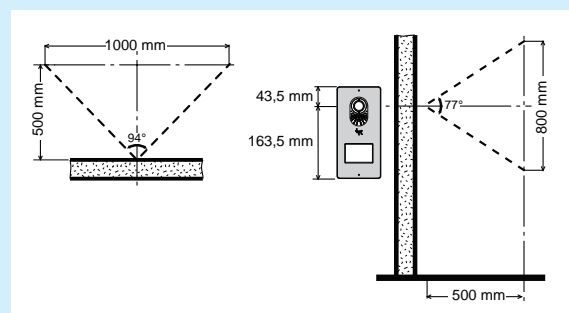
Impact-resistant and watertight

Lithos is built to last. With its incredibly robust construction and IP54 protection rating.



Wide viewing angle

Lithos features the "wide eye" system (angle of lens aperture: 77°), which makes it possible to use the camera to display a wide field of vision (for example, from a distance of 50 cm from the entry panel, the camera can capture an image 100 cm in width and 80 cm in height).



Plus

Single or double pushbuttons

Lithos can come with single or double buttons according to the type of installation to be created (up to 4 lines). They can easily be replaced, for example to insert name tags.



Lithos with 1 button



Lithos with 2 buttons



Lithos with 4 buttons

Accessories for audio or video entry panels



DPS
Single pushbutton



DPH
Double-height pushbutton



DPD
Double pushbutton



LSI
Embedding box



LCI
Frame



LTP
Wall rainshield

ITEM CODES

Item	Description
ENTRY PANEL	
LVC/01	Colour video entry panel. Protection rating IP54. Dimensions (WxHxD): 99x207x30mm.
LC/01	Audio entry panel. Protection rating IP54. Dimensions (WxHxD): 99x207x30mm.
ACCESSORIES	
DPS	Single pushbutton complete with support and external protective cover, transparent UV-resistant polycarbonate. Dimensions: (WxHxD): 20x60x14mm.
DPH	Double-height pushbutton complete with support and external protective cover, transparent UV-resistant polycarbonate. Dimensions: (WxHxD): 40x60x14mm.
DPD	Double pushbutton complete with support and external protective cover, transparent UV-resistant polycarbonate. Dimensions: (WxHxD): 20x60x14mm.
LTP	Wall rainshield. Dimensions (WxHxD): 102.4x208.6x49.5mm.
LCI	Frame for recessed installation in grey PC/ABS thermoplastic. Dimensions (WxHxD): 135x243x35mm.
LSI	Embedding box in plastic. Dimensions (WxHxD): 127x235x54.5mm.